

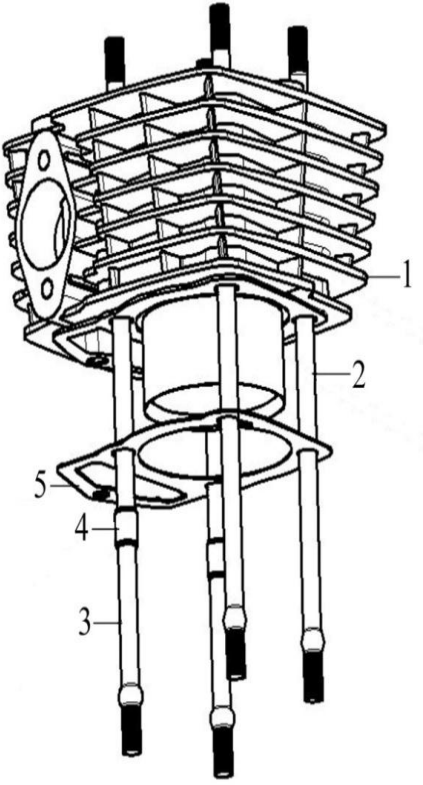
LEGEND  
*Gentleman*  
*RACER 200*



Part Catalog

GPX

<b>HEAD COMP.,CYLINDER</b>				<b>RACER-01</b>	
<b>PICTURE</b>	<b>NO.</b>	<b>GPX CODE</b>	<b>ENGLISH DESCRIPTION</b>	<b>QTY (pcs)</b>	
	2	CR5-01-02	PIN,DOWEL	2	
	3	CR5-01-03-TH	PLUG,SPARK	1	
	5	CR5-01-05	BOLT,HEXAGON FLANGE	4	
	6	CR5-01-06	CAP,TAPPET ADJUSTING HOLE	2	
	7	CR5-01-07	RING,SEAL	2	
	8	CR5-01-08	ACORN NUT	4	
	9	CR5-01-09	WASHER,PLAIN	4	
	10	CR5-01-10	STOPPER	1	
	11	500-06-125	BOLT,HEXAGON FLANGE M6*125	1	
	12	CR5-01-12	WASHER,PLAIN	1	
	13	CR5-01-13	RING,SEAL	1	
	14	CR5-01-14	GASKET,CYLINDER HEAD LEFT SIDE COVER	1	
	15	CR5-01-15	COVER COMP.,CYLINDER HEAD LEFT SIDE	1	
	16	CR5-01-16	BOLT,HEXAGON FLANGE	2	
	17	CR5/200-01-17	GASKET,CYLINDER HEAD	1	
	19	CR5-01-19	PIN,DOWEL	2	
	20	CR5-01-20	STUD	2	
	25	CR5/200-01-25	CYLINDER HEAD KIT	1	

<b>CYLINDER COMP.</b>				<b>RACER-02</b>
<b>PICTURE</b>	<b>NO.</b>	<b>GPX CODE</b>	<b>ENGLISH DESCRIPTION</b>	<b>QTY (pcs)</b>
 <p>The diagram shows an exploded view of a cylinder assembly. Part 1 is the main cylindrical body with a cooling finned exterior and a gasketed top. Part 2 is a stud bolt passing through the top of the cylinder. Part 3 is another stud bolt passing through the side of the cylinder. Part 4 is a dowel pin inserted into the side of the cylinder. Part 5 is a gasket located between the top of the cylinder and a mating flange. The assembly is shown with three pistons at the bottom, which are not numbered in this diagram.</p>	1	CR5/200-02-01	BODY SET,CYLINDER	1
	2	CR5/200-02-02	BOLT,STUD A	2
	3	CR5/200-02-03	BOLT,STUD B	2
	4	CR5-02-04	PIN,DOWEL	2
	5	CR5-02-05	GASKET,CYLINDER	1



VALVE ACTUATING MECHANISM				RACER-03	
PICTURE	NO.	GPX CODE	ENGLISH DESCRIPTION	QTY (pcs)	
	1	CR5-03-01	SHIELD,OIL	2	
	2	CR5/200-03-02	SPROCKET,TIMING DRIVEN	1	
	3	CR5/200-03-03	CAMSHAFT ASSY.	1	
	5	CR5-03-05	SHAFT,VALVE ROCKER ARM	2	
	6	CR5-03-06	CHECK PLATE,VALVE ROCKER ARM SHAFT	1	
	7	CR5-03-07	VALVE,INLET	1	
	8	CR5-03-08	VALVE,EXHAUST	1	
	9	CR5-03-09	SPRING,VALVE(OUTER)	2	
	10	CR5-03-10	BOLT,HEXAGON	2	
	11	CR5-03-11	RETAINER,VALVE SPRING	2	
	12	CR5-03-12	SEAT,VALVE SPRING OUTER	2	
	13	CR5-03-13	SCREW,CROSS RECESSED COUNTERSUNK HEAD	1	
	14	CR5-03-14	COTTER,VALVE	4	
	17	CR5-03-17	ARM ASSY.,VALVE ROCKER	2	
	18	CR5-03-18	CLIP & VALVE SPRING SEAT KIT	2	
	19	CR5-03-19	VALVE KIT	1	

CHAIN,TIMING				RACER-04
PICTURE	NO.	GPX CODE	ENGLISH DESCRIPTION	QTY (pcs)
	1	CR5/200-04-01	CHAIN,TIMING	1
	2	CR5/200-04-02	GUIDE PLATE,CHAIN	1
	3	CR5/200-04-03	ADJUSTMENT PANEL,CHAIN	1
	4	CR5-04-04	CLEVIS PIN,CHAIN ADJUSTMENT PANEL	1
	5	CR5-04-05	WASHER,PLAIN	1
	6	CR5-04-06	TENSIONER ASSY.,CAM CHAIN	1
	7	CR5-04-07	BOLT,HEXAGON FLANGE	2
	8	CR5-04-08	GASKET,CAM CHAIN TENSIONER	1

**CRANKCASE ASSY.**

**RACER-05**

PICTURE	NO.	GPX CODE	ENGLISH DESCRIPTION	QTY (pcs)
	1	CR5-05-01	BOLT,HEXAGON FLANGE M6*60	1
	2	CR5-05-02	BODY SET,RIGHT CRANKCASE	1
	3	CR5-05-03	BEARING 6203	1
	4	CR5-05-04	BEARING HK212810	1
	5	CR5-05-05	BEARING $\Phi 55 \times \Phi 20 \times 11$	1
	6	CR5-05-06	CHECK PLATE,MAINSHAFT BEARING	1
	7	CR5/EFI-05-27	BOLT,HEXAGON M6x16	1
	8	DEMG-05-08	GASKET,CRANKCASE $\Phi 55 \times \Phi 71.5 \times 1$	1
	9	CR5-05-09	BEARING 6303	1
	10	CR5-05-10	PIN,DOWEL $\Phi 10 \times 14$	2
	11	CR5-05-11	GASKET,CRANKCASE	1
	12	CR5-05-12	BODY SET,LEFT CRANKCASE	1
	13	CR5-05-13	PRESSING PIN COMP.	1
	14	CR5-05-14	SPRING,COMPRESSION	1
	15	CR5-05-15	PLATE,TIMING CHAIN LIMIT	1
	16	CR5-05-16	SCREEN,OIL STRAINER	1
	17	CR5-03-10	BOLT,HEXAGON M6*10	2
	18	CR5-05-18	SPRING,COMPRESSION	1
	19	CR5-05-19	RING,SEAL $\Phi 35 \times \Phi 3.0$	1
	20	CR5-05-20	CAP,TAPPET ADJUSTING HOLE	1
	21	CR5-05-21	BOLT,HEXAGON FLANGE M6*50	8
	22	CR5-05-22	BOLT,HEXAGON FLANGE M6*40	2
	23	CR5-05-23	BOLT,HEXAGON FLANGE M6*90	1
	24	CR5-05-24-TH	OIL SEAL $\Phi 20 \times \Phi 34 \times 7$	1
	25	CR5-05-25-TH	OIL SEAL $\Phi 14 \times \Phi 28 \times 7$	1
	26	CR5-05-26	SCREW,CROSS RECESSED PAN HEAD M4*18	2

<b>CRANKCASE ASSY.</b>				<b>RACER-05</b>	
<b>PICTURE</b>	<b>NO.</b>	<b>GPX CODE</b>	<b>ENGLISH DESCRIPTION</b>	<b>QTY (pcs)</b>	
	27	CR5/EFI-05-07	BOLT,HEXAGON M6*12	1	
	28	CR5-05-28	SWITCH COMP.,GEAR INDICATOR	1	
	29	CR5-05-29	DISC,TENSION	1	
	30	CR5-05-30	RING,SEAL $\Phi 20 \times \Phi 2.5$	1	
	31	GEN-05-31	BEARING 6202	1	
	32	CR5-05-32	BEARING 6204	1	
	33	CR5-05-33	BEARING NK152312	1	
	35	CR5-05-35	CRANKCASE KIT	1	

<b>CRANKSHAFT COMP.</b>				<b>RACER-06</b>
<b>PICTURE</b>	<b>NO.</b>	<b>GPX CODE</b>	<b>ENGLISH DESCRIPTION</b>	<b>QTY (pcs)</b>
	1	CR5-06-01	BEARING	2
	2	CR5/200-06-02	SPROCKET,TIMING DRIVE	1
	3	CR5-06-03	KEY	2
	5	CR5/200-06-05	ROD COMP.,CONNECTING	1
	6	CR5/200-06-06	CHECK RING,STEEL CABLE BAFFLE	2
	7	CR5/200-06-07	PIN,PISTON	1
	11	CR5/200-06-11	PISTON COMP.	1
	12	CR5-06-12	BEARING	1
	13	CR5/200-06-13	PIN,CRANK	1
	15	CR5-06-15	GEAR,BALANCING ARBOR DRIVE	1
	17	CR5/200-06-17	GEAR,BALANCING ARBOR DRIVEN	1
	18	223-06-1802	CHECK RING,SHOULDER	1
	19	CR5/200-06-19	RING SET,PISTON	1
	20	CR5/200-06-20	CRANKSHAFT COMP.	1
	26	CR5-06-26	BALANCING ARBOR COMP.	1



<b>ACTUATING MECHANISM ASSY.</b>				<b>RACER-07</b>	
<b>PICTURE</b>	<b>NO.</b>	<b>GPX CODE</b>	<b>ENGLISH DESCRIPTION</b>	<b>QTY (pcs)</b>	
	11	GEN-07-11	COUNTERSHAFT	1	
	16	CR5-07-16-TH	SPROCKET,COUNTERSHAFT DRIVING	1	
	17	CR5-03-10	BOLT,HEXAGON	1	
	18	CR5-07-18	PLATE,COUNTERSHAFT DRIVING SPROCKET FIXING	1	
	30	CR5-07-30	MAINSHAFT COMP.	1	
	31	CR5-07-31	COUNTERSHAFT COMP.	1	
	32	LEG200-07-32	MAINSHAFT&COUNTERSHAFT KIT	1	

<b>SPEED CONTROL MECHANISM ASSY.</b>				<b>RACER-08</b>	
<b>PICTURE</b>	<b>NO.</b>	<b>GPX CODE</b>	<b>ENGLISH DESCRIPTION</b>	<b>QTY (pcs)</b>	
	1	CR5-08-01	FORK,GEAR SHIFT	1	
	2	CR5-08-02	FORK,GEAR SHIFT	1	
	3	CR5-08-03	FORK,GEAR SHIFT	1	
	4	CR5-08-04	SHAFT,SHIFT FORK GUIDE	1	
	5	CR5-08-05	DRUM COMP.,GEAR SHIFT	1	
	6	CR5-08-06	PLATE,DRUM STOPPER	1	
	7	CR5-08-07	CHECK PLATE ASSY.	1	
	8	CR5-08-08	SPRING,TORSIONAL	1	
	13	CR5-08-13	BOLT,HEXAGON M6*25	1	
	15	CR5-08-13	BOLT,HEXAGON M6*25	1	
	18	CR5-08-18	PIN,DOWEL	1	
	19	CR5-08-19	ARM COMP.,GEAR CHANGE	1	
	20	CR5-08-20	DRUM COMP.,GEAR SHIFT	1	
	21	CR5-08-21	SPRING,COMPRESSION	1	
	22	CR5-08-22	SHIFT CONTACT,GEAR INDICATOR SWITCH	1	

<b>CLUTCH ASSY.</b>				<b>RACER-09</b>
<b>PICTURE</b>	<b>NO.</b>	<b>GPX CODE</b>	<b>ENGLISH DESCRIPTION</b>	<b>QTY (pcs)</b>
	1	CR5/200-09-01	GEAR,PRIMARY DRIVING	1
	2	380822854-0001	COLLAR	1
	3	380822855-0001	COLLAR	1
	4	CR5/200-09-04	OUTER COMP.,CLUTCH	1
	5	380500001-0001	WASHER,SPLINE	1
	6	CR5/200-09-06	PLATE,CLUTCH PRESSURE	1
	7	190430001-0001	DISK,CLUTCH FRICTION	6
	8	CR5-09-08	PLATE,CLUTCH	5
	9	CR5/200-09-09	CENTER COMP.,CLUTCH	1
	10	CR5-09-10	SPRING,CLUTCH	6
	11	CR5-09-11	WASHER,SAUCER	1
	12	CR5-09-12	NUT,ROUND	1
	13	CR5/200-09-13	PLATE,CLUTCH LIFTER	1
	14	CR5-09-14	BOLT,HEXAGON FLANGE	6
	15	CR5-09-15	BEARING	1
	16	CR5-09-16	PUSH ROD	1
	17	CR5-09-17	EJECT-ROD	1
	18	CR5/200-09-18	CLUTCH KIT	1

<b>LUBRICATING GEAR</b>				<b>RACER-10</b>	
<b>PICTURE</b>	<b>NO.</b>	<b>GPX CODE</b>	<b>ENGLISH DESCRIPTION</b>	<b>QTY (pcs)</b>	
	1	CR5/200-10-01	PUMP ASSY.,OIL	1	
	2	CR5-10-02	SCREW,CROSS RECESSED COUNTERSUNK HEAD M6*30	2	
	4	CR5/200-10-04	SPROCKET,OIL PUMP DRIVEN	1	
	12	CR5-10-12	RING,SEAL	2	
	13	CR5-10-13	OIL FILTER ASSY.,SECONDARY	1	
	17	CR5-10-17	CAP,SECONDARY OIL FILTER	1	
	19	CR5-10-19	NUT,ROUND	1	
	20	CR5-10-20	WASHER,SAUCER	1	
	21	CR5-10-21	GASKET,OIL FILTER CAP	1	
	22	CR5-10-22	SEAT,OIL FILTER	1	


COVER COMP.,RIGHT CRANKCASE				RACER-11
PICTURE	NO.	GPX CODE	ENGLISH DESCRIPTION	QTY (pcs)
	1	CR5-11-01	BOLT,HEXAGON FLANGE M6*40	12
	2	CR5-11-02	PLATE,CLUTCH CABLE LOCATING	1
	3	CR5-11-03	RING,SEAL $\Phi 18 \times \Phi 3.5$	1
	4	CR5-11-04	GAUGE COMP.,OIL LEVEL	1
	5	CR5-11-05	JOYSTICK ASSY.,CLUTCH	1
	6	CR5-11-06	RING,SEAL $\Phi 8.8 \times \Phi 1.9$	2
	7	CR5-11-07	SPRING,TORSIONAL	1
	8	CR5-11-08	BACKING PIN $\Phi 3.2 \times 16$	1
	9	CR5/200-11-09	COVER COMP.,RIGHT CRANKCASE	1
	10	CR5-11-10	GASKET,RIGHT CRANKCASE COVER	1
	11	CR5-11-11	PIN,DOWEL $\Phi 8 \times 14$	2

<b>GENERATOR ASSY.</b>				<b>RACER-12</b>
<b>PICTURE</b>	<b>NO.</b>	<b>GPX CODE</b>	<b>ENGLISH DESCRIPTION</b>	<b>QTY (pcs)</b>
	1	CR5-12-01	BOLT,HEXAGON FLANGE M5*16	2
	2	GEN-12-02	STATOR COMP.	1
	3	CR5-12-03	BOLT,HEXAGON FLANGE M5*30	3
	4	CR5-12-04	BOLT,HEXAGON FLANGE M10*35	1
	5	CR5-12-05	SCREW,HEXAGON SOCKET	3
	6	GEN-12-06	ROTOR COMP.	1
	7	CR5/200-12-07	BODY ASSY.,STARTING CLUTCH	1
	8	GEN-12-08	GENERATOR ASSY.	1




COVER COMP.,LEFT CRANKCASE				RACER-13
PICTURE	NO.	GPX CODE	ENGLISH DESCRIPTION	QTY (pcs)
	1	GEN-13-01	COVER COMP.,LEFT REAR	1
	2	CR5-13-02	BOLT,HEXAGON FLANGE M6*28	2
	3	CR5-13-03	RING,SEAL $\Phi 63 \times \Phi 3.0$	1
	4	CR5-13-04	COVER,GEAR CHAMBER	1
	5	CR5-13-05	BOLT,HEXAGON FLANGE M6*20	3
	6	CR5-13-06	COVER,LEFT DECORATING	1
	7	CR5-13-07	RING,SEAL $\Phi 27.4 \times \Phi 2.4$	1
	8	CR5-13-08	COVER,INSPECTION	1
	9	CR5-13-09	RING,SEAL $\Phi 13.8 \times \Phi 2.5$	1
	10	CR5-13-10	BOLT,HEXAGON FLANGE M6*25	1
	11	CR5-13-11	BOLT,HEXAGON FLANGE M6*40	5
	12	CR5-13-12	BOLT,HEXAGON FLANGE M6*50	2
	13	CR5-13-13	COVER COMP.,LEFT FRONT	1
	14	CR5-13-14	GASKET,LEFT FRONT COVER	1
	15	CR5-13-15	PIN,DOWEL $\Phi 10 \times 14$	2

ELECTRIC STARTER ASSY				RACER-14
PICTURE	NO.	GPX CODE	ENGLISH DESCRIPTION	QTY (pcs)
	1	CR5-14-01	DISK GEAR	1
	2	GEN-14-02	GEAR IDLE,ELECTRIC STARTING	1
	3	CR5-14-03	SHAFT ASSY.,DUPLICATE GEAR	1
	4	CR5-14-04	CHECK RING,SHOULDER	4
	5	CR5-14-05	SHAFT ASSY.,DUPLICATE GEAR	1
	6	GEN-14-06	DUPLICATE GEAR,ELECTRIC STARTING	1
	7	GEN-14-07	MOTOR ASSY.,STARTING	1
	8	CR5-14-08	BOLT,HEXAGON FLANGE M6*28	2

<b>FRONT SHOCK, STEERING</b>				<b>RACER-15</b>
<b>PICTURE</b>	<b>NO.</b>	<b>GPX CODE</b>	<b>ENGLISH DESCRIPTION</b>	<b>QTY (pcs)</b>
	1	401-20-0103	SHOCK ABSORBER.,RIGHT FRONT,RH	1
	2	401-20-0203	SHOCK ABSORBER.,FRONT,LH	1
	3	401-20-0303	PLATE, CONNECTING UPPER	1
	4	401-20-0304	STEERING STEM ASSY.	1
	5	401-20-0305	DIRECTION LOCK BLOCK	1
	6	401-20-0306	BRACKET,METER	1
	7	GEN-15-09	ACCESSROIES,STEERING STEM	1
	8	GEN-15-08	BEARING,STEERING STEM	1
	9	GEN-15-10	DECORATIVE COVER,FRONT FORK	1
	10	401-20-1003	CAP SHOCK	1
	11	223-20-1202	STICKER FOR CAP SHOCK	1

<b>SWING ARM, REAR SHOCK</b>				<b>RACER-15</b>
<b>PICTURE</b>	<b>NO.</b>	<b>GPX CODE</b>	<b>ENGLISH DESCRIPTION</b>	<b>QTY (pcs)</b>
	1	GEN-16-01	FORK ASSY.,REAR	1
	1-4	GEN-16-12	BUSH,REAR FORK CUSHION	2
	2	GEN-16-02	SHAFT, REAR FORK	1
	3	GEN-16-03	FLAT FORK DUST-PROOF COVER	1
	4	GEN-16-04	SLIDER,DRIVE CHAIN	1
	5	GEN-16-05-TH	REAR SHOCK ABSORBER	1
	6	GEN-16-06	REAR CRADLE COMP	1
	7	GEN-16-07-TH	CHAIN	1
	8	GEN-16-08	CHAIN BOX	1
	9	GEN-16-09	ADJUSTER,DRIVE CHAIN LEFT	2
	10	GEN-16-10	STOPPER, CHAIN ADJUSTER	2
	11	223-34-1102	PIN GB/T 97.1-2002_8_200	2
	12	223-34-1202	WASHER, STANDARD SPRING GB/T 93-1987_8	2
	13	502-08-055	HEXAGON SOCKET HEAD SCREWS M8x55	2
	14	GEN-16-11	CRADLE COMP.,REAR	1
	15	GEN-19-12	BOLT,ENGINE HANGER M10 x 1.25 x 60	1
	16	GEN-19-13	BOLT,ENGINE HANGER M10 x 1.25 x 75	3
17	GEN-19-14	BOLT,ENGINE HANGER M10 x 1.25 x 95	1	

SEAT				RACER-16
PICTURE	NO.	GPX CODE	ENGLISH DESCRIPTION	QTY (pcs)
	1	401-26-0103	SEAT,DRIVER	1
	2	223-26-0202	CABLE,SEAT	1
	3	GEN-17-03	BACKREST	1

<b>LIGHTING</b>				<b>RACER-17</b>
<b>PICTURE</b>	<b>NO.</b>	<b>GPX CODE</b>	<b>ENGLISH DESCRIPTION</b>	<b>QTY (pcs)</b>
	1	GEN-18-01	LIGHT ASSY.,HEAD (GATO)	1
	2	GEN-18-02	BULB,HEADLIGHT	1
	3	GEN-18-08	METER ASSY.	1
	4	GEN-18-07	CASE, METER	1
	5	GEN-18-12	LIGHT, LEFT TURNING, Fr, Rr	1
	6	GEN-18-11	LIGHT, RIGHT TURNING , Fr, Rr	1
	7	GEN-18-07	TAIL LIGHT	1
	8	GEN-18-15	LIGHT,REAR REGISTRATION PLATE	1
	9	GEN-18-13	REAR REFLECTOR	1



<b>FRAME</b>				<b>RACER-18</b>
<b>PICTURE</b>	<b>NO.</b>	<b>GPX CODE</b>	<b>ENGLISH DESCRIPTION</b>	<b>QTY (pcs)</b>
	1	401-39-0103	FRAME ASSY.	1
	2	GEN-19-02	PLATE,RIGHT UPPER ENGINE HANGER	1
	3	GEN-19-03	PLATE, UPPER ENGINE HANGER	1
	4	GEN-19-04	CLAMP,WIRE	2
	5	GEN-19-09	CLIP,HEAD LIGHT	2
	6	401-39-0603	CARBON CANISTER	1
	7	401-39-0703	BRACKET,AIR GUIDE SLEEVE	1
	8	GEN-19-11	ENGINE FRONT CONNECTING PLATE	1
	9	GEN-19-15	BOLT,ENGINE HANGER M8x65	3
	10	GEN-19-16	BOLT,ENGINE HANGER M8x60	2
	11	GEN-19-17	BOLT,ENGINE HANGER M8x90	2
	12	GEN-19-18	BOLT,ENGINE HANGER M10x1.25x115	2

MAIN CABLE, ELECTRICAL				RACER-19
PICTURE	NO.	GPX CODE	ENGLISH DESCRIPTION	QTY (pcs)
	1	401-38-0103-TH	HARNESS,WIRE	1
	2	GEN-20-02-TH	ALTHORN , LH	1
	3	GEN-20-03-TH	SACKBUT ,RH	1
	4	GEN-20-04	UNIT ASSY.,C.D.I.	1
	5	GEN-20-05	RECTIFIER REGULATE ASSY.	1
	6	GEN-20-06	IGNITION COIL	1
	7	GEN-20-07	CAP,SPARK PLUG	1
	8	GEN-20-08	START RELAY	1
	9	GEN-20-09	FLASHER	1
	10	GEN-20-10-TH	BATTERY ASSY.	1
	11	GEN-20-11	BAND,BATTERY	1
	12	GEN-20-12	BATTERY GASKET 20x40x3	1
	13	GEN-20-13	BATTERY GASKET 20x85x3	1

<b>MUFFLER ASSY</b>				<b>RACER-20</b>
<b>PICTURE</b>	<b>NO.</b>	<b>GPX CODE</b>	<b>ENGLISH DESCRIPTION</b>	<b>QTY (pcs)</b>
	1	223-30-0102	MUFFLER ASSY.,EXHAUST	1
	2	223-30-0202	BODY MUFFLER	1
	3	223-30-0302	BRKT, MUFFLER RR	1
	4	223-30-0402	BUSH FOR MUFFLER	1
	6	223-30-0602	PIPE EXHAUST	1
	7	223-30-0702	MUFFLER BODY	1
	8	223-30-0802	GASKET,EXHAUST OPENING	1
	9	223-30-0902	MUFFLER GASKET	1
	10	223-30-1002	MUFFLER HOOP	1
	11	223-30-1102	SHIELD,MUFFLER	1
	12	502-06-10	HEXAGON SOCKET M6 x 10	3
	13	223-30-1302	WASHER	3
	14	223-30-1402	FLAT WASHER	3
	15	223-30-1502	WASHER	3

CARBURATOR, AIR CLEANER, RADIATOR				RACER-21
PICTURE	NO.	GPX CODE	ENGLISH DESCRIPTION	QTY (pcs)
<p>The diagram shows an exploded view of the carburetor, air cleaner, and radiator assembly. Component 1 is the carburetor assembly. Component 2 is the air cleaner element. Component 3 is the radiator core. Components 4 and 5 are oil cooler pipes. Component 6 is the secondary air intake valve. Components 7 and 8 are breather tubes. Component 10 is the radiator support bracket. Component 11 is the carburetor assembly with its associated hose.</p>	1	GEN-22-01	AIR CLEANER ASSY.	1
	2	GEN-22-02	ELEMENT,AIR CLEANER	1
	3	GEN-22-03	RADIATOR COMP.	1
	4	GEN-22-04	PIPE,OIL COOLER I	1
	5	GEN-22-05	PIPE,OIL COOLER II	1
	6	GEN-22-06	VALVE,SECONDARY AIR INTAKE	1
	7	401-40-0703	TUBE,BREATHER 1	1
	8	401-40-0803	TUBE,BREATHER 2	1
	10	401-40-1003	RADIATOR SUPPORT	1
	11	401-40-1103	CARBURETOR ASSY.	1

<b>TANK</b>				<b>RACER-22</b>
<b>PICTURE</b>	<b>NO.</b>	<b>GPX CODE</b>	<b>ENGLISH DESCRIPTION</b>	<b>QTY (pcs)</b>
	1	401-25-0103-SGREI	FUEL TANK BODY, SEMI GLOSS RED	1
	1	401-25-0103-SGBLI	FUEL TANK BODY, SEMI GLOSS BLK	1
	2	GEN-23-02	RUBBER JACKET,FUEL TANK PROP	2
	3	223-25-0302-401	LEFT FUEL TANK TRIM COVER-BLK GTM R	1
	4	223-25-0402-401	RIGHT FUEL TANK TRIM COVER-BLK GTM R	1
	5	GEN-23-05	SWITCH ASSY., FUEL	1
	6	223-25-0602	OIL SWITCH GASKET	1
	7	GEN-23-07	PAD,FUEL TANK CUSHION	2
	8	GEN-23-08	DECORATIVE BLOCK 3,FUEL TANK	1
	9	223-25-0902	COVER,FUEL TANK UPPER DECORATIVE-BLK	1
	10	GEN-23-10	DECORATIVE BLOCK 4,FUEL TANK	1
	11	GEN-23-11	DECORATIVE BLOCK 2,FUEL TANK	1
	12	223-25-1202	FUEL TANK COVER PLATE-BLK	1
	13	GEN-23-13	DECORATIVE BLOCK 1,FUEL TANK	1
	14	GEN-23-06	FUEL SENSOR	1
	15	GEN-23-14	SIDE RUBBER, FUEL TANK	4
	16	GEN-23-19	SIDE RUBBER, FUEL TANK 2	2
	17	GEN-23-15	CROSS RECESSED COUNTERSUNK HEAD SCREW	5
	18	GEN-23-18	CROSS RECESSED COUNTERSUNK HEAD SCREW	4
	19	GEN-23-17	BUSH	2
20	GEN-23-16	HEXAGON FLANGE BOLTS M6x30	2	

<b>HANDLE BAR</b>				<b>RACER-23</b>
<b>PICTURE</b>	<b>NO.</b>	<b>GPX CODE</b>	<b>ENGLISH DESCRIPTION</b>	<b>QTY (pcs)</b>
	1	401-18-0103	LOCK KIT	1
	2	401-18-0203	SWITCH ASSY.,IGNITION	1
	3	401-18-0303	LOCK,FUEL TANK	1
	4	B7017A001	LOCK,SEAT	1
	5	GEN-24-05	PLATE, FUEL TANK DECORATED (SEAT LOCK C	1
	6	GEN-24-06	CLUTH LEVER COMP.	1
	7	GEN-24-07	SLEEVE, HANDLE RUBBER	1
	8	GEN-24-08	THROTTLE PARTS	1
	9	401-18-0903	PIPE COMP.,STEERING HANDLE,L	1
	10	401-18-1003	PIPE COMP.,STEERING HANDLE,R	1
	11	401-18-1103	LEFT SWITCH ASSY.	1
	12	401-18-1203	RIGHT SWITCH ASSY.	1
	13	GEN-24-14	COVER,CLUTH CABLE	1
	14	GEN-24-15	CLUTCH CABLE	1
	15	401-18-1503	THROTTLE CALBE ASSY.	1



FRONT WHEEL				RACER-24
PICTURE	NO.	GPX CODE	ENGLISH DESCRIPTION	QTY (pcs)
	1	GEN-25-01-TH	TIRE,FRONT WHEEL	1
	2	GEN-25-02-TH	TUBE,FRONT WHEEL	1
	3	223-21-0302	FRONT WHEEL	1
	4	223-21-0402	RIM,FRONT WHEEL	1
	5	223-21-0502	HUB,FRONT WHEEL	1
	6	223-21-0602	SPOKE,FRONT WHEEL OUTSIDE	18
	7	223-21-0702	SPOKE,FRONT WHEEL INSIDE	18
	8	GEN-25-08	BEARING,REAR WHEEL RIGHT	2
	9	GEN-25-09	SHAFT,FRONT WHEEL	1
	10	GEN-25-10	COLLAR	1
	11	GEN-25-11	SPEED COUNTER	1
	12	223-21-1202	CLAMP,WIRE 1	1
	13	223-21-1302	CLAMP,WIRE 2	1
	14	GEN-25-12	FRONT BRAKE DISK,LH	1
	15	GEN-25-13	RIGHT DISH BRAKE TRAY	1

REAR WHEEL				RACER-25
PICTURE	NO.	GPX CODE	ENGLISH DESCRIPTION	QTY (pcs)
	1	GEN-26-01-TH	TIRE,REAR WHEEL	1
	2	GEN-26-02-TH	TUBE,REAR WHEEL	1
	3	223-24-0302	REAR WHEEL ASSY.	1
	4	223-24-0402	RIM,REAR WHEEL	1
	5	223-24-0502	SPOKE,REAR WHEEL OUTSIDE	18
	6	223-24-0602	SPOKE,REAR WHEEL INSIDE	18
	7	223-24-0702	HUB,REAR WHEEL	1
	8	GEN-26-08	BEARING,REAR WHEEL RIGHT	2
	9	GEN-26-09	BEARING,REAR WHEEL LEFT	2
	10	GEN-26-10	IMPACT DAMPER COMP.	1
	11	401-24-1102	SPROCKET,FINAL DRIVEN	1
	12	GEN-26-12	BUMPING BLOCK,REAR WHEEL	1
	13	223-24-1302	SEAT,SPROCKET WHEEL	1
	14	GEN-26-14	REAR WHEEL SHAFT	1
	15	GEN-26-15	COLLAR 32x15x17	1
	16	GEN-26-16	COLLAR 28x15x18	1
	17	GEN-26-17	REAR BRAKE DISC	1
	18	GEN-26-18	BOLT FOR SPOKLET	6
	19	GEN-26-19	NUT FOR SPOKLET	1
	20	GEN-26-21	NUT FOR REAR WHEEL SHAFT	6
	21	GEN-26-20	BOLT FOR REAR BRAKE DISC	6

FRONT BRAKE			RACER-26	
PICTURE	NO.	GPX CODE	ENGLISH DESCRIPTION	QTY (pcs)
<p>The diagram shows the front brake assembly components. Callout 1 points to the entire assembly. Callout 2 points to the master cylinder lever. Callout 3 points to the right-side brake lever. Callout 4 points to the brake tubes. Callout 5 points to the right-side brake caliper. Callout 6 points to two brake pads. Callout 7 points to the left-side brake caliper. Two brake pads are shown below the callout 6 boxes.</p>	1	GEN-27-01	DISC-BRAKE ASSY.,FRONT	1
	2	GEN-27-02	CYLINDER ASSY.,MASTER	1
	3	GEN-27-03	LEVER,RIGHT DISC-BRAKE	1
	4	GEN-27-04	DISC-BRAKE TUBE	1
	5	GEN-27-05	CALIPER ASSY., RH	1
	6	GEN-27-06	PAD COMP.,FRONT DISC-BRAKE	2
	7	GEN-27-07	CALIPER ASSY., LH	1



<b>PILLION STEP &amp; SUPPORT</b>				<b>RACER-28</b>
<b>PICTURE</b>	<b>NO.</b>	<b>GPX CODE</b>	<b>ENGLISH DESCRIPTION</b>	<b>QTY (pcs)</b>
	1	223-31-0102	ADAPTER PLATE,,PILLION STEP,RH	1
	2	223-31-0202	ADAPTER PLATE,,PILLION STEP,LH	1
	3	223-31-0302	PEDAL, SHIFTING	1
	3-1	223-31-0402	BODY,GEAR CHANGE PEDAL	1
	4	GEN-29-04	SIDE SUPPORT	1
	5	GEN-29-05	SPRING,SIDE STAND	1
	6	223-31-0702	PEDAL,REAR BRAKE	1
	7	223-31-0802	RETURN SPRING,REAR BRAKE PEDAL	1
	8	223-31-0902	MAIN FOOTREST SADDLE,RH	1
	9	223-31-1002	MAIN FOOTREST SADDLE,LH	1
	10	GEN-29-10	HOLD COMP.,RIGHT PILLION STEP	1
	11	GEN-29-11	HOLD COMP.,LEFT PILLION STEP	1
	12	223-31-1302	RIGHT PILLION STEP ASSY.	1
	13	223-31-1402	STEP ASSY.,RIGHT PILLION	1
	14	223-31-1504	AUXILIARY FOOTREST COMPONENTS,LEFT	1
	15	223-31-1605	STEP ASSY.,LEFT PILLION	1
	16	223-31-1602	SPLINE FITTING,SHIFTING PEDAL	1
17	223-31-1702	PADEL,SHIFTING & BRAKE(BLACK)	1	



FRONT FENDER, MIRROR				RACER-29
PICTURE	NO.	GPX CODE	ENGLISH DESCRIPTION	QTY (pcs)
	1	223-19-0102-SGRED	FRONT FENDER- SEMI GLOSS RED	1
	1	223-19-0102-SGBLK	FRONT FENDER- SEMI GLOSS BLK	1
	2	223-19-0302	FRONT FENDER BRACKET-BLK,RH	1
	3	223-19-0402	FRONT FENDER BRACKET-BLK,LH	1
	4	223-19-0502	REAR BRACKET, FRONT FENDER-BLK,RH	1
	5	223-19-0602	REAR BRACKET, FRONT FENDER-BLK,LH	1
	6	GEN-30-06	SURROUNDING,NECK RIGHT	1
	7	GEN-30-07	SURROUNDING,NECK LEFT	1
	8	401-19-0803	REARVIEW MIRROR	1
			500-10-012	BOLT



AIR GUIDE SLEEVE LOWER & BACKREST				RACER-30	
PICTURE	NO.	GPX CODE	ENGLISH DESCRIPTION	QTY (pcs)	
	1	GEN-31-01	SHIELD,RADIATOR	1	
	2	GEN-31-02	AIR GUIDE SLEEVE, FRONT LOWER	1	
	3	223-28-0302-SGRED	AIR GUIDE SLEEVE,RIGHT LOWER-SEMI GLOSS RED	1	
	3	223-28-0302-SGBLK	AIR GUIDE SLEEVE,RIGHT LOWER-SEMI GLOSS BLK	1	
	4	223-28-0402-SGRED	AIR GUIDE SLEEVE,LEFT LOWER-SEMI GLOSS RED	1	
	4	223-28-0402-SGBLK	AIR GUIDE SLEEVE,LEFT LOWER-SEMI GLOSS BLK	1	
	5	GEN-31-05	BRACKET,LOWER AIR GUIDE SLEEVE	1	
	6	GEN-31-06	PLATE FENDER	1	
	7	223-28-0702-SGRED	CAP,BACKREST DECORATIVE-RED GTM R	1	
	7	223-28-0702-SGBLK	CAP,BACKREST DECORATIVE-BLK GTM R	1	
			GEN-18-17	LIGHT ASSY.,HEAD (GATO) M6x12	2

PROTECTOR				RACER-31
PICTURE	NO.	GPX CODE	ENGLISH DESCRIPTION	QTY (pcs)
	1	401-32-0103-SGRED	CASE,HEAD LIGHT-SEMI GLOSS RED	1
	1	401-32-0103-SGBLK	CASE,HEAD LIGHT-SEMI GLOSS BLK	1
	2	401-32-0203	WIND SHIELD	1
	3	401-32-0303	RUBBER JACKET,WINDSHIELD	6
	4	401-32-0403	LINING,AIR GUIDE SLEEVE	1
	5	401-32-0503-SGRED	SIDE AIR GUIDE SLEEVE-SEMI GLOSS RED	1
	5	401-32-0503-SGBLK	SIDE AIR GUIDE SLEEVE-SEMI GLOSS BLK	1
	6	401-32-0603-SGRED	RIGHT SIDE AIR GUIDE-SEMI GLOSS RED	1
	6	401-32-0603-SGBLK	RIGHT SIDE AIR GUIDE-SEMI GLOSS BLK	1
	7	401-32-0703-SGRED	LEFT SIDE SHIELD BLACK-SEMI GLOSS RED	1
	7	401-32-0703-SGBLK	LEFT SIDE SHIELD BLACK-SEMI GLOSS BLK	1
8	401-32-0803-SGRED	RIGHT SIDE SHIELD BLACK-SEMI GLOSS RED	1	
8	401-32-0803-SGBLK	RIGHT SIDE SHIELD BLACK-SEMI GLOSS BLK	1	
9	401-32-0903	SIDE AIR GUIDE SLEEVE BRACKET	1	
10	401-32-1003	BRACKET,SIDE AIR GUIDE SLEEVE	1	
11	401-32-1103	JACKET,HEAD LIGHT BRACKET DECORATIVE	2	

<b>REAR FENDER &amp; SIDE COVER</b>				<b>RACER-32</b>
<b>PICTURE</b>	<b>NO.</b>	<b>GPX CODE</b>	<b>ENGLISH DESCRIPTION</b>	<b>QTY (pcs)</b>
	1	GEN-32-01	REAR FENDER	1
	2	401-27-0202	BLOCK,RIGHT SIDE COVER DECORATIVE	1
	3	401-27-0302	RIGHT AUXILIARY PEDAL ASSY	1
	4	401-27-0402	BLOCK,LEFT SIDE COVER DECORATIVE	1
	5	401-27-0502	SIDE COVER,LEFT	1
	6	GEN-32-06	PROTECTION PLATE,REAR FENDER	1
	7	GEN-32-11	BRACKET,REAR FENDER	1
	8	GEN-32-12	LINING,REAR FENDER	1
	9	223-27-0902	LEFT DECORATION	1
	10	GEN-32-09	BRACKET,REAR PLATE	1
	11	223-32-1102	PLATE,ADVERTISEMENT	1
		507-06-012	Bolt	5

TOOL KIT				RACER-33
PICTURE	NO.	GPX CODE	ENGLISH DESCRIPTION	QTY (pcs)
	1	GEN-33-01	TRUCK TOOL STRAP	2
	2	GEN-33-02	ACCESSORIES,TOOL	1
				

STICKER				RACER-34
PICTURE	NO.	GPX CODE	ENGLISH DESCRIPTION	QTY (pcs)
	1	223-42-0102-TH	Emblem Gentleman	2
	2	401-42-0203-TH	STICKER RACER200, Matt Black LH.	1
	3	401-42-0303-TH	STICKER RACER200, Matt Black RH.	1
	4	401-42-0403-TH	Patter Front Cover Matt Black LH	1
	5	401-42-0503-TH	Patter Front Cover Matt Black RH	1
	6	401-42-0603-TH	Patter Tank Cover LH	1
	6.1	401-42-06.103-TH	Pattern Tank Cover,Rr LH GMRC	1
	7	401-42-0703-TH	Patter Tank Cover RH	1
	7.1	401-42-07.103-TH	Pattern Tank Cover,Rr RH GMRC	1
	8	401-42-0803-TH	Patter Cap Backrest Matt Black LH	1
	9	401-42-0903-TH	Patter Cap Backrest Matt Black RH	1
	10	401-42-1003-TH	STICKER RACER200, Matt Red LH.	1
	11	401-42-1103-TH	STICKER RACER200, Matt Red RH.	1
	12	401-42-1203-TH	Patter Front Cover Matt Red LH	1
	13	401-42-1303-TH	Patter Front Cover Matt Red RH	1
14	401-42-1403-TH	Patter Cap Backrest Matt Red LH	1	
15	401-42-1503-TH	Patter Cap Backrest Matt Red RH	1	